
ACI Racing Weekend Mugello, 16-17 Luglio 2022
TCR Italy - Classifica Qualifiche

Aut.Int. Mugello 5.245 m

1 / 2

Num.	Conduuttore	Naz	Concorrente	Team	Auto	Classe	Tempo	Dist.	Rel.	Giri
1	22 LANGEVELD Niels	NLD	Target	Target	Hyundai Elantra TCR	TCR	1'57.212			9
2	56 BRUSA Cesare	ITA	Target	Target	Hyundai i30 N TCR	TCR	1'57.306	0.094	0.094	10
3	9 POLONI Matteo	ITA	Poloni Matteo	BF Motorsport	Audi RS3 LMS TCR	TCR	1'57.463	0.251	0.157	7
4	4 TAVANO Salvatore	ITA	Girasole	Girasole	Cupra Leon Competicion	TCR	1'57.503	0.291	0.040	11
5	8 BABUIN Denis	ITA	Babuin Denis		Audi RS3 LMS TCR	TCR	1'57.546	0.334	0.043	10
6	31 CECCON Kevin	ITA	Aggressive Team Italia	Aggressive Team Italia	Hyundai Elantra TCR	TCR	1'57.624	0.412	0.078	11
7	11 REDUZZI Damiano	ITA	Reduzzi Damiano	Trico WRT	Hyundai Elantra TCR	TCR	1'57.631	0.419	0.007	11
8	33 TAMBURINI Carlo	ITA	Tamburini Antonio	MM Motorsport	Honda Civic FK7 H70	TCR	1'57.833	0.621	0.202	8
9	12 FERNÁNDEZ Rubén	ESP	Auto Club RC2 Valles	Auto Club RC2 Valles	Audi RS3 LMS TCR	TCR	1'57.836	0.624	0.003	11
10	44 IMBERTI Michele	ITA	Imberti Michele		Hyundai i30 N TCR	TCR	1'57.887	0.675	0.051	9
11	27 VOLT Ruben	EST	ALM Motorsport	ALM Motorsport	Honda Civic FK7 H70	TCR	1'57.986	0.774	0.099	9
12	23 VAHTEL Mattias	EST	ALM Motorsport	ALM Motorsport	Honda Civic FK7 H70	TCR	1'58.287	1.075	0.301	9
13	39 ANTTI Rammo	EST	ALM Motorsport	ALM Motorsport	Honda Civic FK7 H70	TCR	1'58.364	1.152	0.077	9
14	59 KOURIL Dusan Jr.	CZE	K2 Engine	K2 Engine	Hyundai i30 N TCR	TCR	1'58.440	1.228	0.076	7
15	37 LOPÉZ BOLOTIN Sergio	VEN	Auto Club RC2 Valles	Auto Club RC2 Valles	Cupra Leon Competicion	TCR	1'58.468	1.256	0.028	11
16	47 CARMINATI Ettore	ITA	Carminati Ettore		Hyundai i30 N TCR	TCR	1'58.638	1.426	0.170	11
17	19 FERNÁNDEZ Gil Felipe	ESP	Auto Club RC2 Valles	Auto Club RC2 Valles	Cupra Leon Competicion	TCR	1'58.763	1.551	0.125	10
18	77 PUSSIER Sylvain	FRA	Pussier Sylvain	SP Competicion	Cupra Leon Competicion	TCR	1'58.766	1.554	0.003	11
19	14 IANNOTTA Marco	ITA	Iannotta Marco	MM Motorsport	Honda Civic FK7 H70	TCR	1'58.871	1.659	0.105	8
20	20 RAFFAELE Francesca	ITA	Target	Target	Hyundai i30 N TCR	TCR	1'59.210	1.998	0.339	11
21	3 GURRIERI Raffaele	ITA	Girasole	Girasole	Cupra Leon Competicion	TCR	1'59.217	2.005	0.007	10
22	5 BISSA Manuel	ITA	Bissa Manuel	MM Motorsport	Honda Civic FK7 H70	TCR	1'59.546	2.334	0.329	7
23	69 SAVOIA Francesco	ITA	Savoia Francesco	Greta Racing Lucania	Audi RS3 LMS TCR	TCR	1'59.710	2.498	0.164	11
24	85 MASSARO Rodolfo	ITA	Massaro Rodolfo	Elite Motorsport	Audi TCR DSG	TCDS	2'00.012	2.800	0.302	6
25	6 RANGONI Luca	ITA	Rangoni Luca		Fiat Tipo	TCR	2'00.076	2.864	0.064	3
26	96 GIACON Steven	ITA	Giacon Steven		Audi TCR DSG	TCDS	2'01.173	3.961	1.097	9
27	10 PAOLINO Federico	ITA	Paolino Federico	Girasole	Cupra Leon Competicion	TCR	2'01.315	4.103	0.142	10
28	81 DI MARE Sabatino	ITA	Di Mare Sabatino	Sc. Vesuvio	Cupra TCR DSG	TCDS	2'02.276	5.064	0.961	7
29	90 TRENTIN Mauro	ITA	Trentin Mauro	Elite Motorsport	Audi TCR DSG	TCDS	2'03.752	6.540	1.476	6
30	99 FANTILLI Giorgio	ITA	Fantilli Giorgio		Cupra TCR DSG	TCDS	2'05.357	8.145	1.605	10
31	21 GUIDA Nicola	ITA	Guida Nicola	Girasole	Cupra Leon Competicion	TCR	2'13.039	15.827	7.682	2

Tempo di Qualificazione: (117% di 1'57.327): 2'17.273

Umidità	37%	ARIA	31°C
Condizioni	DRY	Pista	38°C

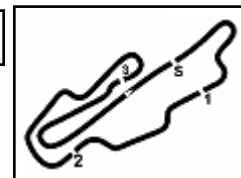
Direttore di Gara : Antonio Canu

Direttore di Prova : Gianluca Marotta

Inizio	Fine
15/07/2022 19:05	19:32

Esposta alle:




ACI Racing Weekend Mugello, 16-17 Luglio 2022
TCR Italy - Classifica Qualifiche
Penalty and Infringement

19.13	8	D. BABUIN	Time Deleted (1'57.469) - Exceeded Track Limits
19.24	14	M. IANNOTTA	Time Deleted (1'58.338) - Exceeded Track Limits
19.25	39	R. ANTTI	Time Deleted (1'57.974) - Exceeded Track Limits
19.26	10	F. PAOLINO	Time Deleted (2'00.911) - Exceeded Track Limits

Fastest Laps Sequence

Num.	Concorrente	Naz	Team	Auto	Local Time	Tempo	Dist.	Media
31	K. CECCON	ITA	Aggressive Team Italia	Hyundai Elantra TCR	19:09'25.098	1'59.249		158,341
39	R. ANTTI	EST	ALM Motorsport	Honda Civic FK7 H70	19:10'41.085	1'58.364	-0.885	159,525
8	D. BABUIN	ITA		Audi RS3 LMS TCR	19:11'52.628	1'58.128	-0.236	159,844
27	R. VOLT	EST	ALM Motorsport	Honda Civic FK7 H70	19:12'51.803	1'57.986	-0.142	160,036
22	N. LANGEVELD	NLD	Target	Hyundai Elantra TCR	19:13'06.942	1'57.971	-0.015	160,056
56	C. BRUSA	ITA	Target	Hyundai i30 N TCR	19:13'25.838	1'57.966	-0.005	160,063
44	M. IMBERTI	ITA		Hyundai i30 N TCR	19:13'47.401	1'57.938	-0.028	160,101
4	S. TAVANO	ITA	Girasole	Cupra Leon Competicion	19:15'00.300	1'57.503	-0.435	160,694
9	M. POLONI	ITA	BF Motorsport	Audi RS3 LMS TCR	19:23'20.875	1'57.463	-0.040	160,748
22	N. LANGEVELD	NLD	Target	Hyundai Elantra TCR	19:30'03.939	1'57.212	-0.251	161,093

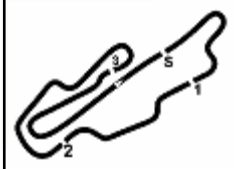
Direttore di Gara : Antonio Canu

Direttore di Prova : Gianluca Marotta

	Inizio	Fine
15/07/2022	19:05	19:32

Esposta alle:





ACI Racing Weekend Mugello, 16-17 Luglio 2022

TCR Italy - Best Sectors & Speed Qualifiche

Aut.Int. Mugello 5.245 m

MIGLIOR GIRO

1	22 LANGEVELD Niels	Hvundai Elantra TCR	1'57.212
2	56 BRUSA Cesare	Hvundai i30 N TCR	1'57.306
3	9 POLONI Matteo	Audi RS3 LMS TCR	1'57.463
4	4 TAVANO Salvatore	Cupra Leon Competicion	1'57.503
5	8 BABUIN Denis	Audi RS3 LMS TCR	1'57.546
6	31 CECCON Kevin	Hvundai Elantra TCR	1'57.624
7	11 REDUZZI Damiano	Hvundai Elantra TCR	1'57.631
8	33 TAMBURINI Carlo	Honda Civic FK7 H70	1'57.833
9	12 FERNÁNDEZ Rubén	Audi RS3 LMS TCR	1'57.836
10	44 IMBERTI Michele	Hvundai i30 N TCR	1'57.887
11	27 VOLT Ruben	Honda Civic FK7 H70	1'57.986
12	23 VAHTEL Mattias	Honda Civic FK7 H70	1'58.287
13	39 ANTTI Rammo	Honda Civic FK7 H70	1'58.364
14	59 KOURIL Dusan Jr.	Hvundai i30 N TCR	1'58.440
15	37 LOPÉZ BOLOTIN Sergio	Cupra Leon Competicion	1'58.468
16	47 CARMINATI Ettore	Hvundai i30 N TCR	1'58.638
17	19 FERNÁNDEZ Gil Felipe	Cupra Leon Competicion	1'58.763
18	77 PUSSIER Sylvain	Cupra Leon Competicion	1'58.766
19	14 IANNOTTA Marco	Honda Civic FK7 H70	1'58.871
20	20 RAFFAELE Francesca	Hvundai i30 N TCR	1'59.210
21	3 GURRIERI Raffaele	Cupra Leon Competicion	1'59.217
22	5 BISSA Manuel	Honda Civic FK7 H70	1'59.546
23	69 SAVOIA Francesco	Audi RS3 LMS TCR	1'59.710
24	85 MASSARO Rodolfo	Audi TCR DSG	2'00.012
25	6 RANGONI Luca	Fiat Tipo	2'00.076
26	96 GIACON Steven	Audi TCR DSG	2'01.173
27	10 PAOLINO Federico	Cupra Leon Competicion	2'01.315
28	81 DI MARE Sabatino	Cupra TCR DSG	2'02.276
29	90 TRENTIN Mauro	Audi TCR DSG	2'03.752
30	99 FANTILLI Giorgio	Cupra TCR DSG	2'05.357
31	21 GUIDA Nicola	Cupra Leon Competicion	2'13.039

SPEED

1	8 BABUIN Denis	Audi RS3 LMS TCR	242,2
2	77 PUSSIER Sylvain	Cupra Leon Competicion	239,5
3	9 POLONI Matteo	Audi RS3 LMS TCR	239,5
4	12 FERNÁNDEZ Rubén	Audi RS3 LMS TCR	238,9
5	4 TAVANO Salvatore	Cupra Leon Competicion	238,4
6	3 GURRIERI Raffaele	Cupra Leon Competicion	238,4
7	6 RANGONI Luca	Fiat Tipo	237,9
8	47 CARMINATI Ettore	Hvundai i30 N TCR	237,4
9	10 PAOLINO Federico	Cupra Leon Competicion	237,4
10	31 CECCON Kevin	Hvundai Elantra TCR	237,4
11	69 SAVOIA Francesco	Audi RS3 LMS TCR	236,3
12	37 LOPÉZ BOLOTIN Sergio	Cupra Leon Competicion	236,3
13	44 IMBERTI Michele	Hvundai i30 N TCR	236,3
14	11 REDUZZI Damiano	Hvundai Elantra TCR	236,3
15	22 LANGEVELD Niels	Hvundai Elantra TCR	235,8
16	85 MASSARO Rodolfo	Audi TCR DSG	235,3
17	56 BRUSA Cesare	Hvundai i30 N TCR	235,3
18	21 GUIDA Nicola	Cupra Leon Competicion	234,8
19	59 KOURIL Dusan Jr.	Hvundai i30 N TCR	234,8
20	19 FERNÁNDEZ Gil Felipe	Cupra Leon Competicion	234,8
21	5 BISSA Manuel	Honda Civic FK7 H70	234,3
22	90 TRENTIN Mauro	Audi TCR DSG	233,8
23	20 RAFFAELE Francesca	Hvundai i30 N TCR	233,3
24	27 VOLT Ruben	Honda Civic FK7 H70	232,8
25	96 GIACON Steven	Audi TCR DSG	232,8
26	33 TAMBURINI Carlo	Honda Civic FK7 H70	232,3
27	14 IANNOTTA Marco	Honda Civic FK7 H70	231,8
28	23 VAHTEL Mattias	Honda Civic FK7 H70	231,8
29	99 FANTILLI Giorgio	Cupra TCR DSG	229,3
30	39 ANTTI Rammo	Honda Civic FK7 H70	228,8
31	81 DI MARE Sabatino	Cupra TCR DSG	228,8

SEG. 1

1	22 LANGEVELD Niels	28.185
2	31 CECCON Kevin	28.232
3	4 TAVANO Salvatore	28.281
4	8 BABUIN Denis	28.313
5	11 REDUZZI Damiano	28.377
6	9 POLONI Matteo	28.417
7	77 PUSSIER Sylvain	28.436
8	39 ANTTI Rammo	28.455
9	59 KOURIL Dusan Jr.	28.475
10	44 IMBERTI Michele	28.495
11	37 LOPÉZ BOLOTIN Sergio	28.515
12	33 TAMBURINI Carlo	28.517
13	12 FERNÁNDEZ Rubén	28.522
14	27 VOLT Ruben	28.527
15	14 IANNOTTA Marco	28.527
16	56 BRUSA Cesare	28.557
17	23 VAHTEL Mattias	28.612
18	3 GURRIERI Raffaele	28.613
19	69 SAVOIA Francesco	28.661
20	47 CARMINATI Ettore	28.692
21	19 FERNÁNDEZ Gil Felipe	28.715
22	5 BISSA Manuel	28.723
23	10 PAOLINO Federico	28.770
24	20 RAFFAELE Francesca	28.837
25	85 MASSARO Rodolfo	29.021
26	96 GIACON Steven	29.116
27	6 RANGONI Luca	29.138
28	21 GUIDA Nicola	29.435
29	81 DI MARE Sabatino	29.468
30	90 TRENTIN Mauro	29.539
31	99 FANTILLI Giorgio	30.272

SEG. 2

1	9 POLONI Matteo	23.287
2	31 CECCON Kevin	23.342
3	22 LANGEVELD Niels	23.411
4	33 TAMBURINI Carlo	23.426
5	39 ANTTI Rammo	23.448
6	27 VOLT Ruben	23.484
7	44 IMBERTI Michele	23.530
8	8 BABUIN Denis	23.553
9	4 TAVANO Salvatore	23.597
10	56 BRUSA Cesare	23.618
11	14 IANNOTTA Marco	23.647
12	23 VAHTEL Mattias	23.683
13	12 FERNÁNDEZ Rubén	23.703
14	37 LOPÉZ BOLOTIN Sergio	23.759
15	11 REDUZZI Damiano	23.806
16	5 BISSA Manuel	23.939
17	69 SAVOIA Francesco	23.956
18	47 CARMINATI Ettore	23.967
19	19 FERNÁNDEZ Gil Felipe	23.989
20	20 RAFFAELE Francesca	24.032
21	59 KOURIL Dusan Jr.	24.061
22	3 GURRIERI Raffaele	24.123
23	6 RANGONI Luca	24.130
24	96 GIACON Steven	24.177
25	77 PUSSIER Sylvain	24.204
26	85 MASSARO Rodolfo	24.244
27	81 DI MARE Sabatino	24.641
28	10 PAOLINO Federico	24.778
29	90 TRENTIN Mauro	25.140
30	99 FANTILLI Giorgio	25.471
31	21 GUIDA Nicola	26.912

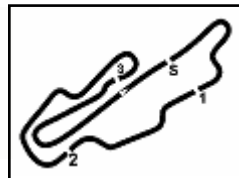
SEG. 3

1	56 BRUSA Cesare	36.591
2	11 REDUZZI Damiano	36.638
3	22 LANGEVELD Niels	36.701
4	4 TAVANO Salvatore	36.779
5	44 IMBERTI Michele	36.788
6	39 ANTTI Rammo	36.850
7	9 POLONI Matteo	36.902
8	23 VAHTEL Mattias	36.908
9	33 TAMBURINI Carlo	36.974
10	12 FERNÁNDEZ Rubén	36.985
11	8 BABUIN Denis	36.986
12	31 CECCON Kevin	36.992
13	27 VOLT Ruben	37.003
14	14 IANNOTTA Marco	37.057
15	59 KOURIL Dusan Jr.	37.085
16	19 FERNÁNDEZ Gil Felipe	37.229
17	37 LOPÉZ BOLOTIN Sergio	37.256
18	47 CARMINATI Ettore	37.262
19	5 BISSA Manuel	37.290
20	77 PUSSIER Sylvain	37.331
21	20 RAFFAELE Francesca	37.348
22	3 GURRIERI Raffaele	37.355
23	6 RANGONI Luca	37.515
24	69 SAVOIA Francesco	37.633
25	85 MASSARO Rodolfo	37.646
26	96 GIACON Steven	38.240
27	10 PAOLINO Federico	38.364
28	81 DI MARE Sabatino	38.446
29	99 FANTILLI Giorgio	39.335
30	90 TRENTIN Mauro	39.359
31	21 GUIDA Nicola	40.925

SEG. 4

1	4 TAVANO Salvatore	28.468
2	8 BABUIN Denis	28.492
3	56 BRUSA Cesare	28.523
4	44 IMBERTI Michele	28.551
5	77 PUSSIER Sylvain	28.569
6	12 FERNÁNDEZ Rubén	28.626
7	11 REDUZZI Damiano	28.650
8	19 FERNÁNDEZ Gil Felipe	28.653
9	3 GURRIERI Raffaele	28.662
10	47 CARMINATI Ettore	28.664
11	9 POLONI Matteo	28.691
12	22 LANGEVELD Niels	28.705
13	31 CECCON Kevin	28.742
14	37 LOPÉZ BOLOTIN Sergio	28.748
15	10 PAOLINO Federico	28.758
16	5 BISSA Manuel	28.768
17	20 RAFFAELE Francesca	28.785
18	33 TAMBURINI Carlo	28.788
19	23 VAHTEL Mattias	28.797
20	59 KOURIL Dusan Jr.	28.819
21	27 VOLT Ruben	28.879
22	69 SAVOIA Francesco	28.883
23	39 ANTTI Rammo	29.006
24	85 MASSARO Rodolfo	29.094
25	14 IANNOTTA Marco	29.143
26	6 RANGONI Luca	29.293
27	96 GIACON Steven	29.352
28	90 TRENTIN Mauro	29.714
29	81 DI MARE Sabatino	29.721
30	99 FANTILLI Giorgio	29.968
31	21 GUIDA Nicola	33.147





Aut.Int. Mugello 5.245 m

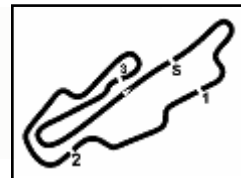
ACI Racing Weekend Mugello, 16-17 Luglio 2022

TCR Italy - Ideal Time Qualifiche

Num.	Conduttore	Auto	Seg. 1	Seg. 2	Seg. 3	Seg. 4	Ideal Time		
			Diff. 1	Diff. 2	Diff. 3	Diff. 4	Miglior Giro	Pos.	Diff.
1	22 LANGEVELD N. (NLD)	Hyundai Elantra TCR	28.185	23.411	36.701 +0.210	28.705	1'57.002 1'57.212	1	0.210
2	4 TAVANO S. (ITA)	Cupra Leon Competicion	28.281 +0.320	23.597 +0.058	36.779	28.468	1'57.125 1'57.503	4	0.378
3	56 BRUSA C. (ITA)	Hyundai i30 N TCR	28.557 +0.017	23.618	36.591	28.523	1'57.289 1'57.306	2	0.017
4	9 POLONI M. (ITA)	Audi RS3 LMS TCR	28.417 +0.166	23.287	36.902	28.691	1'57.297 1'57.463	3	0.166
5	31 CECCON K. (ITA)	Hyundai Elantra TCR	28.232 +0.003	23.342 +0.159	36.992 +0.112	28.742 +0.042	1'57.308 1'57.624	6	0.316
6	8 BABUIN D. (ITA)	Audi RS3 LMS TCR	28.313 +0.109	23.553 +0.087	36.986	28.492 +0.006	1'57.344 1'57.546	5	0.202
7	44 IMBERTI M. (ITA)	Hyundai i30 N TCR	28.495 +0.279	23.530 +0.244	36.788	28.551	1'57.364 1'57.887	10	0.523
8	11 REDUZZI D. (ITA)	Hyundai Elantra TCR	28.377	23.806 +0.086	36.638 +0.074	28.650	1'57.471 1'57.631	7	0.160
9	33 TAMBURINI C. (ITA)	Honda Civic FK7 H70	28.517 +0.064	23.426	36.974	28.788 +0.064	1'57.705 1'57.833	8	0.128
10	39 ANTTI R. (EST)	Honda Civic FK7 H70	28.455 +0.232	23.448 +0.373	36.850	29.006	1'57.759 1'58.364	13	0.605
11	12 FERNÁNDEZ R. (ESP)	Audi RS3 LMS TCR	28.522	23.703	36.985	28.626	1'57.836 1'57.836	9	
12	27 VOLT R. (EST)	Honda Civic FK7 H70	28.527	23.484	37.003	28.879 +0.093	1'57.893 1'57.986	11	0.093
13	23 VAHTEL M. (EST)	Honda Civic FK7 H70	28.612	23.683	36.908 +0.287	28.797	1'58.000 1'58.287	12	0.287
14	37 LOPÉZ BOLOTIN S. (VE)	Cupra Leon Competicion	28.515	23.759	37.256	28.748 +0.190	1'58.278 1'58.468	15	0.190
15	14 IANNOTTA M. (ITA)	Honda Civic FK7 H70	28.527 +0.179	23.647 +0.199	37.057 +0.119	29.143	1'58.374 1'58.871	19	0.497
16	59 KOURIL D. (CZE)	Hyundai i30 N TCR	28.475	24.061	37.085	28.819	1'58.440 1'58.440	14	
17	77 PUSSIER S. (FRA)	Cupra Leon Competicion	28.436	24.204 +0.226	37.331	28.569	1'58.540 1'58.766	18	0.226
18	47 CARMINATI E. (ITA)	Hyundai i30 N TCR	28.692 +0.053	23.967	37.262	28.664	1'58.585 1'58.638	16	0.053
19	19 FERNÁNDEZ G. (ESP)	Cupra Leon Competicion	28.715	23.989 +0.112	37.229	28.653 +0.065	1'58.586 1'58.763	17	0.177
20	5 BISSA M. (ITA)	Honda Civic FK7 H70	28.723 +0.318	23.939	37.290 +0.322	28.768 +0.186	1'58.720 1'59.546	22	0.826
21	3 GURRIERI R. (ITA)	Cupra Leon Competicion	28.613	24.123 +0.106	37.355 +0.191	28.662 +0.167	1'58.753 1'59.217	21	0.464
22	20 RAFFAELE F. (ITA)	Hyundai i30 N TCR	28.837	24.032 +0.020	37.348	28.785 +0.188	1'59.002 1'59.210	20	0.208
23	69 SAVOIA F. (ITA)	Audi RS3 LMS TCR	28.661 +0.206	23.956 +0.371	37.633	28.883	1'59.133 1'59.710	23	0.577
24	85 MASSARO R. (ITA)	Audi TCR DSG	29.021	24.244	37.646	29.094 +0.007	2'00.005 2'00.012	24	0.007
25	6 RANGONI L. (ITA)	Fiat Tipo	29.138	24.130	37.515	29.293	2'00.076 2'00.076	25	
26	10 PAOLINO F. (ITA)	Cupra Leon Competicion	28.770 +0.124	24.778 +0.102	38.364 +0.144	28.758 +0.275	2'00.670 2'01.315	27	0.645
27	96 GIACON S. (ITA)	Audi TCR DSG	29.116 +0.226	24.177	38.240 +0.038	29.352 +0.024	2'00.885 2'01.173	26	0.288
28	81 DI MARE S. (ITA)	Cupra TCR DSG	29.468	24.641	38.446	29.721	2'02.276 2'02.276	28	
29	90 TRENTIN M. (ITA)	Audi TCR DSG	29.539	25.140	39.359	29.714	2'03.752 2'03.752	29	
30	99 FANTILLI G. (ITA)	Cupra TCR DSG	30.272 +0.107	25.471	39.335	29.968 +0.204	2'05.046 2'05.357	30	0.311
31	21 GUIDA N. (ITA)	Cupra Leon Competicion	29.435 +1.018	26.912	40.925	33.147 +1.602	2'10.419 2'13.039	31	2.620
Ideal Time Assoluto			28.185	23.287	36.591	28.468	1'56.531		

15/07/2022





Aut.Int. Mugello 5.245 m

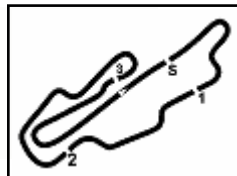
1 / 4

3 R. GURRIERI (1'59.217)								9 M. POLONI (1'57.463)							
Giro	Seg.1	Seg.2	Seg.3	Seg.4	T. Giro	km/h	Local Time	Giro	Seg.1	Seg.2	Seg.3	Seg.4	T. Giro	km/h	Local Time
1							19:05'12.614	1							19:05'32.816
2	42.398	32.094	47.118	3'06.510	5'08.120P	133,5	19:10'20.734	2	40.674	30.593	41.112	2'35.119	4'27.498P	146,1	19:10'00.314
3	39.779	28.483	44.395	30.512	2'23.169P	135,7	19:12'43.903	3	41.484	32.189	52.163	50.684	2'56.520P	141,7	19:12'56.834
4	29.036	24.927	38.631	28.836	2'01.430	234,8	19:14'45.333	4	28.795	23.407	37.381	28.707	1'58.290	236,3	19:14'55.124
5	28.709	24.695	37.355	28.662	1'59.421	237,9	19:16'44.754	5	28.723	23.805	37.506	2'39.329	4'09.363P	238,4	19:19'04.487
6	32.061				2'37.870P	237,4	19:19'22.624	6	40.699	28.395	40.981	28.850	2'18.925P	131,7	19:21'23.412
7	37.727	26.696	41.085	29.465	2'14.973P	150,0	19:21'37.597	7	28.583	23.287	36.902	28.691	1'57.463	237,4	19:23'20.875
8	28.764	25.593	40.212	28.974	2'03.543	236,8	19:23'41.140	8	28.417	23.623	37.409	28.780	1'58.229	238,4	19:25'19.104
9	28.613	24.229	37.546	28.829	1'59.217	237,9	19:25'40.357								
10	28.733	24.123	37.765	28.699	1'59.320	237,9	19:27'39.677								
11	28.761	24.408	41.780	29.333	2'04.282	237,4	19:29'43.959								
4 S. TAVANO (1'57.503)								10 F. PAOLINO (2'01.315)							
Giro	Seg.1	Seg.2	Seg.3	Seg.4	T. Giro	km/h	Local Time	Giro	Seg.1	Seg.2	Seg.3	Seg.4	T. Giro	km/h	Local Time
1							19:05'07.613	1							19:05'09.086
2	42.858	28.342	39.300	29.869	2'20.369P	115,5	19:07'27.982	2	42.783	28.199	41.185	30.124	2'22.291P	113,1	19:07'31.377
3	29.435				3'18.395P	234,3	19:10'46.377	3	29.888				3'25.195P	235,3	19:10'56.572
4	38.092	25.177	40.067	33.084	2'16.420P	132,4	19:13'02.797	4	37.897	27.280	39.731	29.730	2'14.638P	149,0	19:13'11.210
5	28.601	23.655	36.779	28.468	1'57.503	237,4	19:15'00.300	5	28.924	25.041	38.611	28.758	2'01.334	236,8	19:15'12.544
6	28.554	23.789	45.681	2'39.258	4'17.282P	237,9	19:19'17.582	6	28.894	24.880	38.508	29.033	2'01.315	236,8	19:17'13.859
7	38.237	25.279	39.655	29.018	2'12.189P	126,5	19:21'29.771	7	29.658				3'00.626P	236,3	19:20'14.485
8	28.443	23.757	36.874	28.553	1'57.627	238,4	19:23'27.398	8	39.386	27.508	40.847	29.315	2'17.056P	142,5	19:22'31.541
9	28.497	23.597	37.135	28.528	1'57.757	237,9	19:25'25.155	9	29.220	25.489	38.860	29.105	2'02.674	236,3	19:24'34.215
10	31.312				2'14.842P	234,8	19:27'39.997	10	28.770	24.778	38.364	28.999	2'00.911C	235,8	19:26'35.126
11	36.291	25.657	40.246	29.323	2'11.517P		19:29'51.514	11	28.895	24.915	38.392	29.135	2'01.337	237,4	19:28'36.463
12	28.281	23.712	36.999	28.513	1'57.505	237,9	19:31'49.019								
5 M. BISSA (1'59.546)								11 D. REDUZZI (1'57.631)							
Giro	Seg.1	Seg.2	Seg.3	Seg.4	T. Giro	km/h	Local Time	Giro	Seg.1	Seg.2	Seg.3	Seg.4	T. Giro	km/h	Local Time
1							19:05'21.691	1							19:05'26.422
2	40.272	28.995	43.841	2'55.343	4'48.451P	149,8	19:10'10.142	2	41.071	28.905	47.961	30.662	2'28.599P	136,5	19:07'55.021
3	40.557	27.395	40.574	29.277	2'17.803P	145,9	19:12'27.945	3	28.851	24.278	40.166	29.360	2'02.655	230,8	19:09'57.676
4	28.723	23.944	37.290	30.595	2'00.552	233,8	19:14'28.497	4	28.489	24.242	38.823	29.594	2'01.148	231,3	19:11'58.824
5	45.173	37.238	59.631	8'47.808	11'09.850P	134,7	19:25'38.347	5	28.758	23.976	36.997	28.888	1'58.619	231,8	19:13'57.443
6	40.488	25.862	38.448	28.967	2'13.765P	115,3	19:27'52.112	6	29.155				2'36.614P	231,8	19:16'34.057
7	29.095	24.063	38.093	28.768	2'00.019	232,8	19:29'52.131	7	37.126	27.849	38.755	29.093	2'12.823P	152,1	19:18'46.880
8	29.041	23.939	37.612	28.954	1'59.546	234,3	19:31'51.677	8	28.412	23.885	36.638	29.040	1'57.975	232,3	19:20'44.855
6 L. RANGONI (2'00.076)								12 R. FERNÁNDEZ (1'57.836)							
Giro	Seg.1	Seg.2	Seg.3	Seg.4	T. Giro	km/h	Local Time	Giro	Seg.1	Seg.2	Seg.3	Seg.4	T. Giro	km/h	Local Time
1							19:05'22.777	1							19:05'15.916
2	39.692	29.009	43.971	2'58.698	4'51.370P	151,7	19:10'14.147	2	39.703	30.381	41.221	29.368	2'20.673P	145,0	19:07'36.589
3	38.398	26.841	40.361	29.530	2'15.130P	147,1	19:12'29.277	3	29.091	24.372	37.886	28.758	2'00.107	235,8	19:09'36.696
4	29.138	24.130	37.515	29.293	2'00.076	237,9	19:14'29.353	4	28.656	24.230	37.716	29.077	1'59.679	237,9	19:11'36.375
8 D. BABUIN (1'57.546)								14 M. IANNOTTA (1'58.871)							
Giro	Seg.1	Seg.2	Seg.3	Seg.4	T. Giro	km/h	Local Time	Giro	Seg.1	Seg.2	Seg.3	Seg.4	T. Giro	km/h	Local Time
1							19:05'30.591	1							19:05'19.168
2	42.237	27.957	41.718	30.785	2'22.697P	122,2	19:07'53.288	2	40.595	28.717	45.365	2'33.894	4'28.571P		19:09'47.739
3	29.113	24.761	38.047	29.291	2'01.212	235,8	19:09'54.500	3	43.835	30.131	38.237	29.274	2'21.477P		19:12'09.216
4	28.703	23.887	37.046	28.492	1'58.128	241,1	19:11'52.628	4	28.785	24.542	37.057	29.205	1'59.589	231,3	19:14'08.805
5	28.380	23.553	37.005	28.531	1'57.469C	241,1	19:13'50.097	5	28.706	23.846	37.176	29.143	1'58.871	229,8	19:16'07.676
6	29.548	26.316	40.218	2'21.848	3'57.930P	242,2	19:17'48.027								
7	39.584	26.278	40.186	29.269	2'15.317P	135,5	19:20'03.344								
8	29.247	24.571	37.920	28.868	2'00.606	235,3	19:22'03.950								
9	28.422	23.640	36.986	28.498	1'57.546	240,0	19:24'01.496								
10	28.313	23.577	37.353	28.618	1'57.861	240,0	19:25'59.357								
11	28.532	23.714	39.284	34.968	2'06.498	241,1	19:28'05.855								

15/07/2022

P = Box In/Out - C = Tempo Invalidato





Aut.Int. Mugello 5.245 m

2 / 4

ACI Racing Weekend Mugello, 16-17 Luglio 2022

TCR Italy - Analisi Tempi Qualifiche

6	28.740	23.842	37.519	2'39.440	4'09.541P	229,8	19:20'17.217	8	28.637	23.883	36.908	28.912	1'58.340	228,3	19:25'07.294
7	39.030	25.275	38.895	29.386	2'12.586P	126,2	19:22'29.803	9	28.612	23.683	37.195	28.797	1'58.287	229,8	19:27'05.581
8	28.527	23.647	37.277	28.887	1'58.338C	229,8	19:24'28.141	10	28.814			30.608	2'17.109	229,3	19:29'22.690
9	28.715	23.849	42.129	29.922	2'04.615	231,8	19:26'32.756								

19 G. FERNÁNDEZ (1'58.763)								27 R. VOLT (1'57.986)							
Giro	Seg.1	Seg.2	Seg.3	Seg.4	T. Giro	km/h	Local Time	Giro	Seg.1	Seg.2	Seg.3	Seg.4	T. Giro	km/h	Local Time
1							19:05'13.616	1							19:06'23.256
2	41.411	29.323	42.042	29.363	2'22.139P	148,4	19:07'35.755	2	40.185	27.795	47.712	36.072	2'31.764P	147,5	19:08'55.020
3	29.133	24.634	37.645	28.835	2'00.247	232,8	19:09'36.002	3	29.004	23.812	37.102	28.879	1'58.797	228,8	19:10'53.817
4	28.798	24.255	37.426	28.842	1'59.321	233,3	19:11'35.323	4	28.527	23.484	37.003	28.972	1'57.986	230,8	19:12'51.803
5	29.974				2'24.686P	233,8	19:14'00.009	5	31.551	28.722	41.386	33.112	2'14.771	231,8	19:15'06.574
6	40.478	26.037	39.517	29.360	2'15.392P	137,4	19:16'15.401	6	28.647	24.387	40.758	3'51.990	5'25.782P	231,8	19:20'32.356
7	29.269	25.369	38.810	28.698	2'02.146	233,3	19:18'17.547	7	39.854	28.739	40.626	43.901	2'33.120P	148,4	19:23'05.476
8	28.715	24.101	37.229	28.718	1'58.763	233,8	19:20'16.310	8	28.657	24.178	38.609	38.976	2'10.420	229,3	19:25'15.896
9	28.838				2'24.123P	233,3	19:22'40.433	9	28.557	23.836	37.080	29.234	1'58.707	231,8	19:27'14.603
10	40.045	26.283	40.148	32.035	2'18.511P	136,9	19:24'58.944	10	28.614	24.101	41.689	32.204	2'06.608	232,8	19:29'21.211
11	28.896	23.989	37.288	28.653	1'58.826	234,8	19:26'57.770								

20 F. RAFFAELE (1'59.210)								31 K. CECCON (1'57.624)							
Giro	Seg.1	Seg.2	Seg.3	Seg.4	T. Giro	km/h	Local Time	Giro	Seg.1	Seg.2	Seg.3	Seg.4	T. Giro	km/h	Local Time
1							19:05'04.763	1							19:05'05.996
2	39.733	27.327	40.179	2'41.381	4'28.620P	151,7	19:09'33.383	2	40.769	27.404	42.065	29.615	2'19.853P	141,0	19:07'25.849
3	37.627	26.023	38.680	28.978	2'11.308P	152,5	19:11'44.691	3	28.774	24.105	37.546	28.824	1'59.249	232,8	19:09'25.098
4	28.966	24.936	37.885	28.869	2'00.656	232,8	19:13'45.347	4	28.525	23.869	37.286	28.933	1'58.613	234,8	19:11'23.711
5	29.143	24.657	37.555	28.991	2'00.346	232,3	19:15'45.693	5	29.706				3'07.057P	233,8	19:14'30.768
6	28.887	24.422	37.776	28.785	1'59.870	230,8	19:17'45.563	6	40.882	28.809	42.695	29.168	2'21.554P	147,1	19:16'52.322
7	29.233				2'39.706P	231,8	19:20'25.269	7	28.425	24.093	36.992	28.742	1'58.252	233,8	19:18'50.574
8	37.898	25.473	40.784	29.185	2'13.340P	143,0	19:22'38.609	8	28.328	23.496	37.399	28.873	1'58.096	235,8	19:20'48.670
9	29.113	24.218	37.511	28.866	1'59.708	231,3	19:24'38.317	9	30.585				2'53.731P	233,8	19:23'42.401
10	28.837	24.052	37.348	28.973	1'59.210	231,8	19:26'37.527	10	38.381	26.915	40.170	29.891	2'15.357P	153,0	19:25'57.758
11	28.866	25.634	43.439	29.034	2'06.973	233,3	19:28'44.500	11	28.235	23.501	37.104	28.784	1'57.624	235,8	19:27'55.382
12	29.166	24.032	38.298	34.470	2'05.966	231,3	19:30'50.466	12	28.232	23.342	37.937	28.803	1'58.314	236,3	19:29'53.696

21 N. GUIDA (2'13.039)								33 C. TAMBURINI (1'57.833)							
Giro	Seg.1	Seg.2	Seg.3	Seg.4	T. Giro	km/h	Local Time	Giro	Seg.1	Seg.2	Seg.3	Seg.4	T. Giro	km/h	Local Time
1							19:05'10.389	1							19:05'19.960
2	44.238	31.558	47.031	33.147	2'35.974P	123,9	19:07'46.363	2	41.453	29.165	43.852	2'54.284	4'48.754P	134,8	19:10'08.714
3	30.453	26.912	40.925	34.749	2'13.039	231,8	19:09'59.402	3	41.315	27.563	40.529	29.174	2'18.581P	144,0	19:12'27.295
								4	28.524	23.705	37.011	28.864	1'58.104	229,8	19:14'25.399
								5	28.517	23.482	37.102	28.788	1'57.889	230,8	19:16'23.288
								6	28.537				6'23.228P	231,8	19:22'46.516
								7	42.095	28.534	44.318	29.316	2'24.263P		19:25'10.779
								8	28.585	23.670	37.116	28.802	1'58.173	231,8	19:27'08.952
								9	28.581	23.426	36.974	28.852	1'57.833	232,3	19:29'06.785

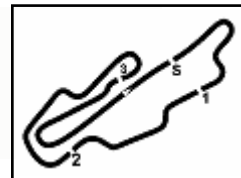
22 N. LANGEVELD (1'57.212)								37 S. LOPÉZ BOLOTIN (1'58.468)							
Giro	Seg.1	Seg.2	Seg.3	Seg.4	T. Giro	km/h	Local Time	Giro	Seg.1	Seg.2	Seg.3	Seg.4	T. Giro	km/h	Local Time
1		25.746	39.992	49.873		151,7	19:07'36.485	1							19:05'17.444
2	1'51.058	25.662	43.614	32.152	3'32.486P	150,4	19:11'08.971	2	38.608	30.268	41.988	29.495	2'20.359P	150,2	19:07'37.803
3	28.596	23.783	36.701	28.891	1'57.971	234,3	19:13'06.942	3	29.425	24.381	37.651	28.973	2'00.430	234,3	19:09'38.233
4	28.506	23.634	36.951	28.841	1'57.932	234,3	19:15'04.874	4	28.826	24.137	37.478	29.129	1'59.570	234,8	19:11'37.803
5	28.875	24.347	37.767	50.547	2'21.536P	234,8	19:17'26.410	5	28.727	24.023	37.627	29.225	1'59.602	236,3	19:13'37.405
6	1'57.503	25.578	39.212	31.092	3'33.385P	145,4	19:20'59.795	6	29.004				2'02.322P	233,8	19:15'39.727
7	28.407	23.595	36.812	28.757	1'57.571	234,3	19:22'57.366	7	36.898	25.054	39.930	29.303	2'11.185P	151,7	19:17'50.912
8	28.317	23.741	37.073	47.283	2'16.414P	235,8	19:25'13.780	8	29.035	24.125	37.860	28.832	1'59.852	233,3	19:19'50.764
9	1'18.397	24.390	37.802	32.358	2'52.947P	152,3	19:28'06.727	9	28.614	24.023	37.697	28.944	1'59.278	234,8	19:21'50.042
10	28.185	23.411	36.911	28.705	1'57.212	234,8	19:30'03.939	10	28.801				2'17.609P	235,3	19:24'07.651

23 M. VAHTEL (1'58.287)								39 R. ANTTI (1'58.364)							
Giro	Seg.1	Seg.2	Seg.3	Seg.4	T. Giro	km/h	Local Time	Giro	Seg.1	Seg.2	Seg.3	Seg.4	T. Giro	km/h	Local Time
1							19:06'24.482	1							19:06'26.151
2	40.229	28.327	40.642	29.864	2'19.062P	140,4	19:08'43.544								
3	28.676	23.729	37.070	28.890	1'58.365	228,8	19:10'41.909								
4	28.651	23.826	37.154	29.058	1'58.689	230,3	19:12'40.598								
5	28.766	24.706	44.163	33.303	2'10.938	229,3	19:14'51.536								
6	28.819	26.236	41.013	4'15.338	5'51.406P	230,8	19:20'42.942								
7	43.677	33.224	39.643	29.468	2'26.012P	143,0	19:23'08.954								

15/07/2022

P = Box In/Out - C = Tempo Invalidato



ACI Racing Weekend Mugello, 16-17 Luglio 2022
TCR Italy - Analisi Tempi Qualifiche

Giro	Seg.1	Seg.2	Seg.3	Seg.4	T. Giro	km/h	Local Time
2	38.843	26.651	40.807	30.269	2'16.570P	150,4	19:08'42.721
3	28.687	23.821	36.850	29.006	1'58.364	225,9	19:10'41.085
4	29.306	26.768	42.149	30.032	2'08.255	226,4	19:12'49.340
5	28.678	23.786	38.295	30.118	2'00.877	227,8	19:14'50.217
6	28.713	23.646	37.497	5'03.265	6'33.121P	227,4	19:21'23.338
7	39.889	27.131	37.902	29.242	2'14.164P	146,7	19:23'37.502
8	28.455	23.448	37.132	28.939	1'57.974C	226,4	19:25'35.476
9	28.604	23.608	36.938	29.488	1'58.638	228,8	19:27'34.114
10	28.831	23.895	37.718	30.011	2'00.455	228,3	19:29'34.569

44 M. IMBERTI (1'57.887)							
Giro	Seg.1	Seg.2	Seg.3	Seg.4	T. Giro	km/h	Local Time
1							19:05'43.933
2	43.594	27.304	42.511	2'00.279	3'53.688P	124,3	19:09'37.621
3	38.016	26.469	38.624	28.733	2'11.842P	156,1	19:11'49.463
4	28.581	23.756	36.924	28.677	1'57.938	234,8	19:13'47.401
5	28.495	23.771	40.579	30.617	2'03.462	236,3	19:15'50.863
6	28.583	23.676	37.260	1'54.140	3'23.659P	233,8	19:19'14.522
7	37.135	27.671	45.513	29.178	2'19.497P	156,7	19:21'34.019
8	28.774	23.774	36.788	28.551	1'57.887	232,8	19:23'31.906
9	28.528	23.530	37.277	28.846	1'58.181	233,8	19:25'30.087
10	28.634	23.900	37.390	28.623	1'58.547	234,3	19:27'28.634

47 E. CARMINATI (1'58.638)							
Giro	Seg.1	Seg.2	Seg.3	Seg.4	T. Giro	km/h	Local Time
1							19:05'38.939
2	42.173	28.485	43.302	30.687	2'24.647P	132,0	19:08'03.586
3	31.264	28.233	41.878	32.519	2'13.894	234,8	19:10'17.480
4	29.381	25.078	38.257	28.872	2'01.588	233,8	19:12'19.068
5	28.880	24.352	37.499	28.705	1'59.436	234,3	19:14'18.504
6	28.711	24.212	37.398	28.726	1'59.047	233,8	19:16'17.551
7	29.244				2'43.300P	236,3	19:19'00.851
8	38.971	26.299	39.019	29.056	2'13.345P	135,3	19:21'14.196
9	28.692	24.275	37.289	28.739	1'58.995	233,3	19:23'13.191
10	28.745	23.967	37.262	28.664	1'58.638	234,8	19:25'11.829
11	28.789	25.236	40.503	29.303	2'03.831	237,4	19:27'15.660
12	28.847	24.454	37.959	29.290	2'00.550	235,8	19:29'16.210

56 C. BRUSA (1'57.306)							
Giro	Seg.1	Seg.2	Seg.3	Seg.4	T. Giro	km/h	Local Time
1							19:05'03.244
2	39.542	26.680	40.099	52.560	2'38.881P	154,5	19:07'42.125
3	2'08.165	28.094	40.406	29.082	3'45.747P	155,6	19:11'27.872
4	28.594	23.959	36.766	28.647	1'57.966	234,3	19:13'25.838
5	28.622	23.915	36.996	48.130	2'17.663P	233,3	19:15'43.501
6	1'39.015	28.256	41.912	30.857	3'20.040P	146,7	19:19'03.541
7	28.637	23.721	37.087	28.537	1'57.982	232,8	19:21'01.523
8	28.557				2'09.150P	235,3	19:23'10.673
9	45.203	31.293	42.460	35.153	2'34.109P	114,9	19:25'44.782
10	33.783	28.801	47.517	33.714	2'23.815	187,2	19:28'08.597
11	28.574	23.618	36.591	28.523	1'57.306	233,8	19:30'05.903

59 D. KOURIL (1'58.440)							
Giro	Seg.1	Seg.2	Seg.3	Seg.4	T. Giro	km/h	Local Time
1							19:06'34.146
2	45.729	29.709	40.709	31.043	2'27.190P	101,4	19:09'01.336
3	29.101	24.436	38.218	29.125	2'00.880	233,3	19:11'02.216
4	28.932	24.424	38.152	3'52.431	5'23.939P	234,8	19:16'26.155
5	39.390	26.834	40.695	28.843	2'15.762P	129,2	19:18'41.917
6	28.475	24.061	37.085	28.819	1'58.440	234,8	19:20'40.357
7	29.033	25.802	40.003	32.044	2'06.882	233,8	19:22'47.239
8	28.496	24.212	39.177	4'59.646	6'31.531P	234,8	19:29'18.770

69 F. SAVOIA (1'59.710)							
Giro	Seg.1	Seg.2	Seg.3	Seg.4	T. Giro	km/h	Local Time
1							19:05'46.289
2	41.496	27.414	41.106	29.116	2'19.132P	146,9	19:08'05.421
3	29.377	25.083	38.223	29.047	2'01.730	235,8	19:10'07.151
4	28.867	24.327	37.633	28.883	1'59.710	236,3	19:12'06.861
5	29.405				2'55.902P	235,8	19:15'02.763
6	39.960	25.450	38.283	28.894	2'12.587P	152,8	19:17'15.350
7			38.823	29.222	2'27.914	235,8	19:19'43.264
8	29.090	24.009	37.697	29.185	1'59.981	233,8	19:21'43.245
9	29.157	24.294	39.105	2'08.228	3'40.784P	234,3	19:25'24.029
10	38.477	27.070	38.941	28.955	2'13.443P	131,9	19:27'37.472
11	28.661	23.956	40.730	29.323	2'02.670	234,8	19:29'40.142
12	29.249	24.143	38.765	29.226	2'01.383	234,8	19:31'41.525

77 S. PUSSIER (1'58.766)							
Giro	Seg.1	Seg.2	Seg.3	Seg.4	T. Giro	km/h	Local Time
1							19:05'27.905
2	41.948	27.942	42.528	30.363	2'22.781P	127,5	19:07'50.686
3	29.347	25.454	38.848	29.640	2'03.289	235,3	19:09'53.975
4	28.924	27.109	40.236	29.647	2'05.916	236,8	19:11'59.891
5	28.787	24.204	37.398	28.805	1'59.194	237,9	19:13'59.085
6	30.000				2'36.775P	238,9	19:16'35.860
7	41.206	26.637	39.994	28.951	2'16.788P	153,8	19:18'52.648
8	29.360	25.053	38.323	28.892	2'01.628	239,5	19:20'54.276
9	28.716	24.390	37.498	28.892	1'59.496	236,8	19:22'53.772
10	29.555				2'21.671P	237,9	19:25'15.443
11	36.926	25.261	39.040	28.866	2'10.093P	159,3	19:27'25.536
12	28.436	24.430	37.331	28.569	1'58.766	238,4	19:29'24.302

81 S. DI MARE (2'02.276)							
Giro	Seg.1	Seg.2	Seg.3	Seg.4	T. Giro	km/h	Local Time
1							19:05'35.176
2	40.262	29.487	43.238	30.467	2'23.454P	136,4	19:07'58.630
3	29.949	25.267	38.912	30.019	2'04.147	228,3	19:10'02.777
4	29.792	25.736	38.980	3'31.112	5'05.620P	228,8	19:15'08.397
5	40.427	28.305	42.271	31.795	2'22.798P	147,9	19:17'31.195
6	31.214	26.998	41.013	34.581	2'13.806	224,1	19:19'45.001
7	29.468	24.641	38.446	29.721	2'02.276	227,8	19:21'47.277
8	33.435				4'08.787P	228,3	19:25'56.064

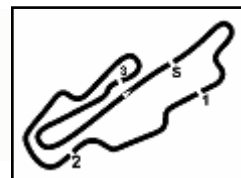
85 R. MASSARO (2'00.012)							
Giro	Seg.1	Seg.2	Seg.3	Seg.4	T. Giro	km/h	Local Time
1							19:06'12.416
2	44.441	30.414	44.514	32.999	2'32.368P	127,1	19:08'44.784
3	29.377	24.832	38.070	29.094	2'01.373	234,3	19:10'46.157
4	29.021	24.244	37.646	29.101	2'00.012	234,8	19:12'46.169
5	29.238				7'52.902P	235,3	19:20'39.071
6	43.157	29.852	39.908	29.413	2'22.330P		19:23'01.401
7	29.419	24.563	38.282	29.158	2'01.422	233,8	19:25'02.823

90 M. TRENTIN (2'03.752)							
Giro	Seg.1	Seg.2	Seg.3	Seg.4	T. Giro	km/h	Local Time
1							19:05'42.322
2	44.998	32.878	45.827	31.853	2'35.556P	120,8	19:08'17.878
3	30.683	26.629	40.362	29.777	2'07.451	230,3	19:10'25.329
4	29.539	25.140	39.359	29.714	2'03.752	231,3	19:12'29.081
5	30.375				4'02.950P	233,8	19:16'32.031
6	45.499				4'42.457P	129,3	19:21'14.488
7	48.407				5'01.279P	118,7	19:26'15.767

15/07/2022

P = Box In/Out - C = Tempo Invalidato





Aut.Int. Mugello 5.245 m

4 / 4

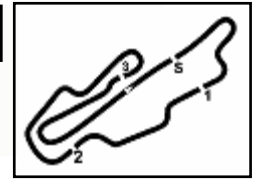
ACI Racing Weekend Mugello, 16-17 Luglio 2022

TCR Italy - Analisi Tempi Qualifiche

96 S. GIACON (2'01.173)							
Giro	Seg.1	Seg.2	Seg.3	Seg.4	T. Giro	km/h	Local Time
1							19:05'24.239
2	41.729	27.704	43.464	3'00.181	4'53.078P	144,2	19:10'17.317
3	40.349	28.528	40.999	30.178	2'20.054P	139,4	19:12'37.371
4	29.143	24.592	40.027	30.943	2'04.705	231,3	19:14'42.076
5	29.522	24.586	38.240	29.440	2'01.788	226,9	19:16'43.864
6	29.197	24.530	41.002	3'33.939	5'08.668P	231,8	19:21'52.532
7	42.086	27.946	45.197	30.705	2'25.934P	136,7	19:24'18.466
8	29.342	24.177	38.278	29.376	2'01.173	231,8	19:26'19.639
9	29.133	24.310	38.396	29.352	2'01.191	232,3	19:28'20.830
10	29.116	24.245	39.040	29.397	2'01.798	232,8	19:30'22.628

99 G. FANTILLI (2'05.357)							
Giro	Seg.1	Seg.2	Seg.3	Seg.4	T. Giro	km/h	Local Time
1							19:05'37.543
2	40.054	29.292	44.523	31.152	2'25.021P	144,8	19:08'02.564
3	31.217	27.224	41.017	30.658	2'10.116	226,9	19:10'12.680
4	30.602	26.191	40.099	30.535	2'07.427	227,4	19:12'20.107
5	30.299	26.023	39.511	30.411	2'06.244	228,8	19:14'26.351
6	30.272	25.917	39.434	30.216	2'05.839	229,3	19:16'32.190
7	30.390	25.828	40.141	3'51.054	5'27.413P	226,4	19:21'59.603
8	40.809	26.467	42.180	30.879	2'20.335P	131,5	19:24'19.938
9	30.379	25.471	39.335	30.172	2'05.357	227,4	19:26'25.295
10	30.453	26.082	39.944	30.112	2'06.591	227,8	19:28'31.886
11	30.699	26.190	39.932	29.968	2'06.789	227,4	19:30'38.675





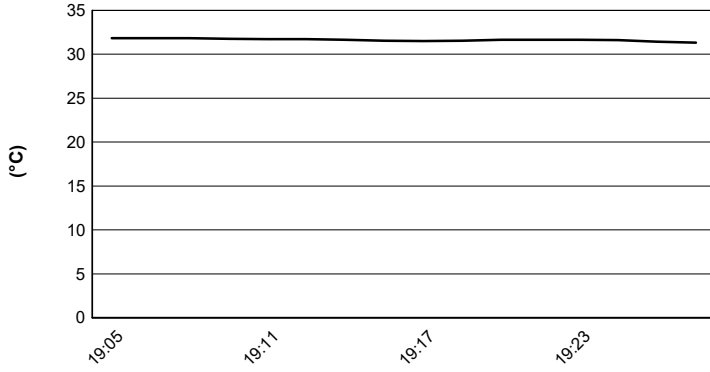
Aut.Int. Mugello 5.245 m

ACI Racing Weekend Mugello, 16-17 Luglio 2022

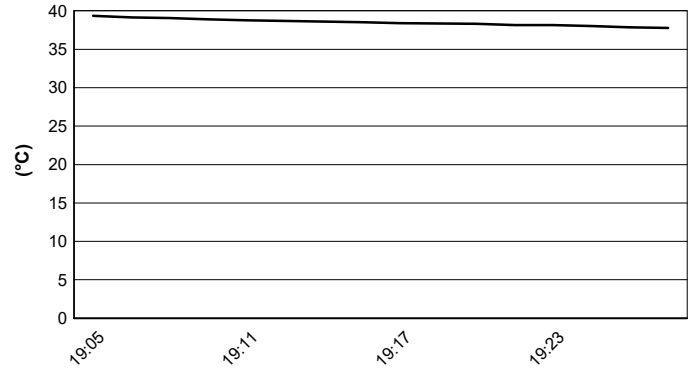
TCR Italy - Meteo Qualifiche

Session started 19:05 - Session ended 19:32

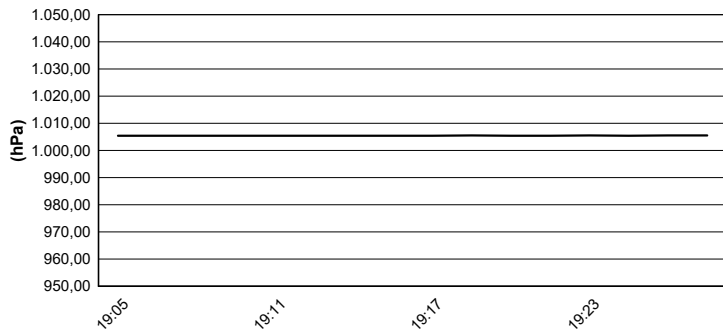
Air Temperature



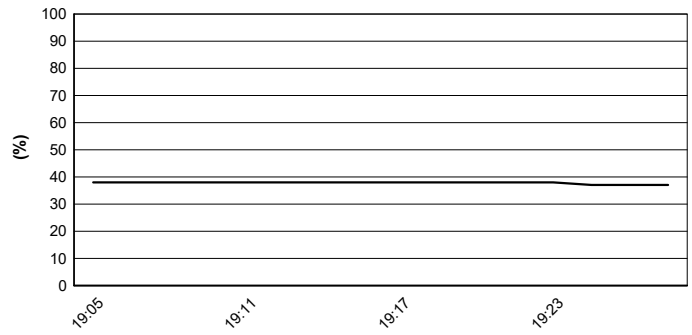
Track Temperature



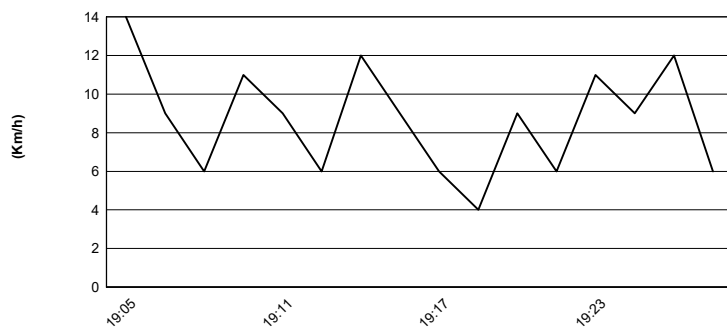
Air Pressure



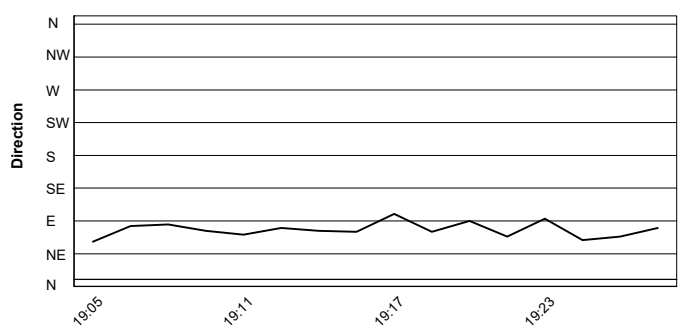
Humidity



Wind Speed



Wind Direction



15/07/2022

